

1950 Issue

# FISHERMAN'S


HOURLY BY HOURLY FISHING SCHEDULE



# BIBLE

25 Cents

**OLD FISHERMAN'S  
ANCHOR PULLEYS** PERMANENT  
OR PORTABLE



**PORTABLE \$3.50—PERMANENT \$2.75** POST  
PAID

Work your anchor from your boat seat with ease. It raises easily over a free-running pulley. The rope locks in a cam, which is free as you raise and lower the anchor. Fits any boat up to 2 inch beam, wood or metal. Holds ropes from  $\frac{1}{8}$  to  $\frac{1}{2}$  inches in diameter. Operates easily, permitting you to lower the anchor slowly so as not to scare the fish. Saves moving about in the boat, eliminates water, mud and weeds in the boat. Made of enameled cast aluminum.

**PORTABLE PULLEY** fastens to the boat by a thumb screw clamp. Mounting and removing takes only seconds. Carry your own anchor and pulley with you.

**PERMANENT PULLEY** . . . Built like the portable except it has no clamp and fastens to the boat by 4 screws or bolts. Screw holes countersunk.



**ORACK** . . . Drains oars outside boat and holds oars on beam. Eliminates having oars inside or outside boat from banging dock or flaying in water. Solves the problem of what to do with the oars.

**PRICE . . . . .25c Per Pair**

**OLD FISHERMAN'S BAIT CO. - Box 81**  
MARION, INDIANA

# THE FISHERMAN'S BIBLE

HOUR BY HOUR . . . DAY BY DAY  
**FISHING SCHEDULE**

**TIPS to BEGINNING FISHERMEN**

Published by

**FOREST E. CONDER**  
*(The Old Fisherman)*

Columnist, Radio Personality and Conservationist.

Forest—comes from the Greek meaning "All Out-of doors"  
Conder—is from the English meaning "One Who Instructs  
Fisherman"

**FOURTH ANNUAL EDITION**

Printed in the U. S. A.  
Copyright 1950

Send All Orders to  
**THE OLD FISHERMAN**  
P. O. BOX 81  
MARION, INDIANA

*Good Luck  
Forest E. Conder  
The Old Fisherman*

## Something New for You and Your BEST FRIEND (Your Dog)

### 3-S SHAVER --- SOAP --- SHAMPOO

One day I received a small envelope through the mail from the chemist who does our vitamin analysis work. It contained a concoction he had made to give to his friends and customers. It was a soapy-mealy material to be used for shaving, soap and shampoo. You were supposed to mix it with water and use it wet. I tried it dry, putting a small pinch in my wet palm and rubbing it on my face. It worked like a charm, so I called him and got the rights to make and sell it. I knew thousands of sportsmen would appreciate a whole toilet set in one small envelope which they could use dry or wet. It is not cheap to make, but a little goes a long way. One half ounce, (½ oz.), will do for soap and shaving for a three weeks' fishing trip. It also is excellent for wind or sun burn, but best of all, it leaves your face feeling like you always wanted it to feel—rested, refreshed and relaxed. If you want a real shave, order yours today.

½ ounce----25c; 2.5 ounces----\$1.00; 1 lb.----\$5.00

There is nothing else in this world like it.

*Exclusive with us.*

## K<sub>9</sub> — B<sub>1</sub> Vitamins for Your Dog

K9B1 is a combination of all the vitamins known to be needed by dogs for good health and smooth hair coats. It is a must for show dogs and is excellent for bred bitches and small pups, as well as for hard working hunting dogs.

K9B1 includes quantities of Vitamins A, D<sub>2</sub>, B<sub>1</sub> (Thiamin), B<sub>2</sub> (Riboflavin), Niacin, Pantothenic Acid, Choline and the new APF Vitamins which contain Vitamin B-12. It also contains Vitamin E and Lecithin.

K9B1 is health insurance for your dog. Many dogs do not get enough of the necessary vitamins to keep them healthy, active and growing properly. K9B1 supplies these essential vitamins.

One fourth to one tablespoon on the feed once each day as directed on the package will keep your dog's pep and vitality like you want it. K9B1 contains an abundance of the SUNSHINE Vitamin, D.

¼ lb. can-----\$1.00 One pound carton----\$3.00

SEND YOUR ORDER IN TODAY

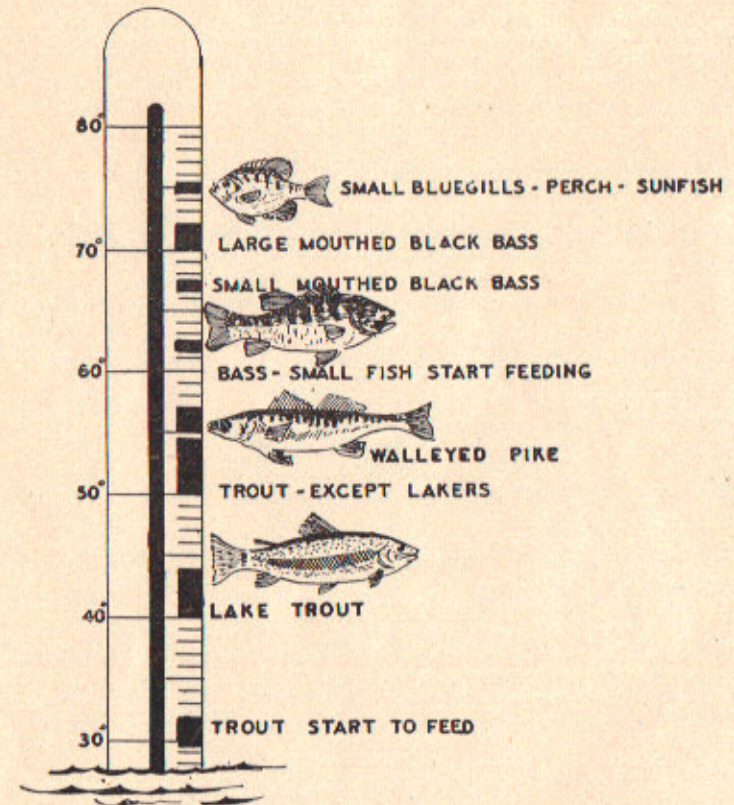
## THE OLD FISHERMAN

P. O. BOX 81

MARION, INDIANA

## Use a Thermometer . . .

To locate where Fish are Feeding



### WATER TEMPERATURES AND WHERE TO FIND THE FISH

To locate where the fish are, use a fishing thermometer. Any small-bulbed, slow-changing thermometer may be weighted and used.

Fish bite best on a rising barometer.

Weather changes affect fishing.

Morning and night are natural fish feeding periods.

If we could produce people as friendly as puppies, there would be no more wars.

# Using The Fishing Schedule

There are Two Major and Two Minor Fishing Periods each Day. They correspond to Tide Times.

The Darker the fish—the better the fishing (dark of moon).

The Longer the fish—the longer the fishing period.

Local weather conditions cause changes in pressure.

Fish bite best when the barometer is going up.







Fish bite least on a falling barometer.

Mornings and evenings are natural fish feeding periods.

Both standard and daylight time are listed across the bottom of each line.

The schedule is accurate for all time zones. For the difference of one hour between the east and west sides of a time zone, the fish are made long enough to correct for this difference.

Length of the Fishing Period

Kind of Fishing	Length of the Fishing Period	
	1-3 Hours	15 Minutes to 1 Hour
Best Fishing		
Good Fishing		
Just Fishin'		

## JANUARY



Science is an attempt to discover the truths of nature.

## FEBRUARY

Wed.	1													
Thur.	2													
Standard		12	2	4	6	8	10	12	2	4	6	8	10	12
Daylight		1	3	5 A.M.	7	9	11	NOON	3	5	7 P.M.	9	11	1
Fri.	3													
Sat.	4													
Sun.	5													
Mon.	6													
Tues.	7													
Wed.	8													
Thur.	9													
Standard		12	2	4	6	8	10	12	2	4	6	8	10	12
Daylight		1	3	5 A.M.	7	9	11	NOON	3	5	7 P.M.	9	11	1
Fri.	10													
Sat.	11													
Sun.	12													
Mon.	13													
Tues.	14													
Wed.	15													
Thur.	16													
Standard		12	2	4	6	8	10	12	2	4	6	8	10	12
Daylight		1	3	5 A.M.	7	9	11	NOON	3	5	7 P.M.	9	11	1
Fri.	17													
Sat.	18													
Sun.	19													
Mon.	20													
Tues.	21													
Wed.	22													
Thur.	23													
Standard		12	2	4	6	8	10	12	2	4	6	8	10	12
Daylight		1	3	5 A.M.	7	9	11	NOON	3	5	7 P.M.	9	11	1
Fri.	24													
Sat.	25													
Sun.	26													
Mon.	27													
Tues.	28													

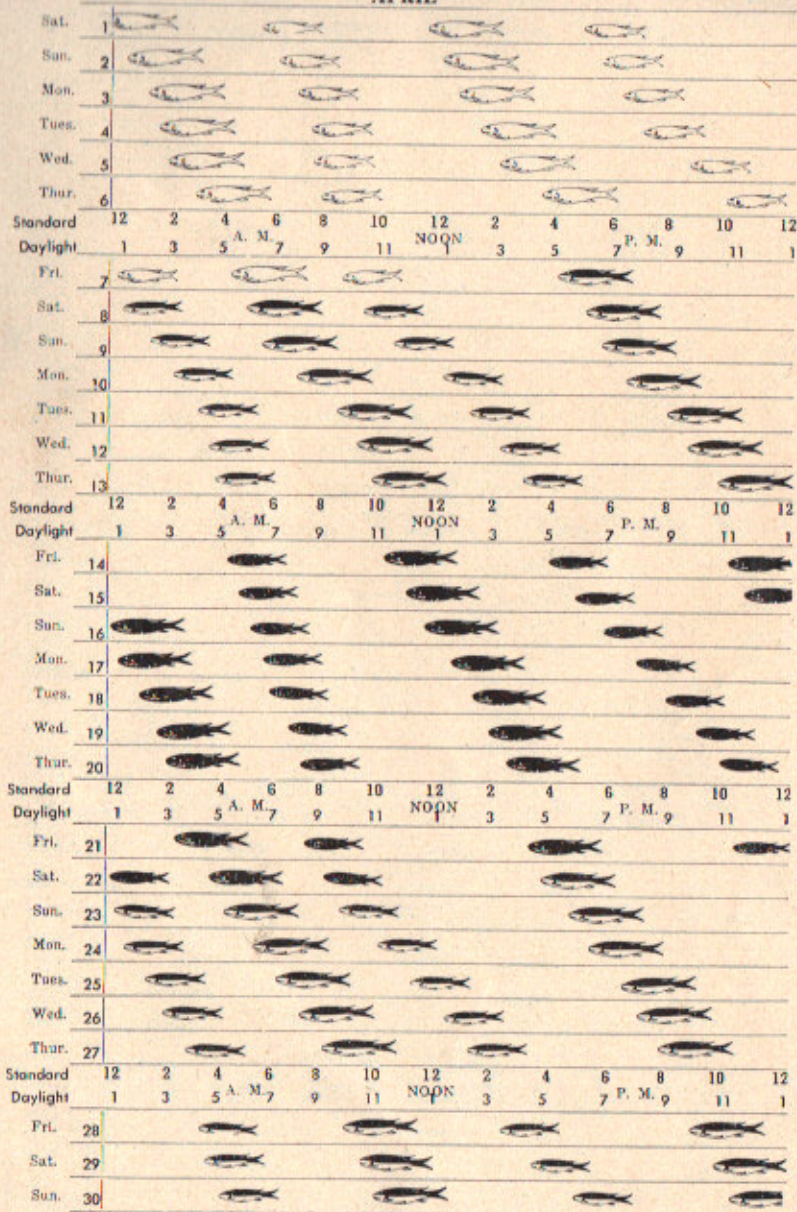
## MARCH

Wed.	1													
Thur.	2													
Standard		12	2	4	6	8	10	12	2	4	6	8	10	12
Daylight		1	3	5 A.M.	7	9	11	NOON	3	5	7 P.M.	9	11	1
Fri.	3													
Sat.	4													
Sun.	5													
Mon.	6													
Tues.	7													
Wed.	8													
Thur.	9													
Standard		12	2	4	6	8	10	12	2	4	6	8	10	12
Daylight		1	3	5 A.M.	7	9	11	NOON	3	5	7 P.M.	9	11	1
Fri.	10													
Sat.	11													
Sun.	12													
Mon.	13													
Tues.	14													
Wed.	15													
Thur.	16													
Standard		12	2	4	6	8	10	12	2	4	6	8	10	12
Daylight		1	3	5 A.M.	7	9	11	NOON	3	5	7 P.M.	9	11	1
Fri.	17													
Sat.	18													
Sun.	19													
Mon.	20													
Tues.	21													
Wed.	22													
Thur.	23													
Standard		12	2	4	6	8	10	12	2	4	6	8	10	12
Daylight		1	3	5 A.M.	7	9	11	NOON	3	5	7 P.M.	9	11	1
Fri.	24													
Sat.	25													
Sun.	26													
Mon.	27													
Tues.	28													
Wed.	29													
Thur.	30													
Standard		12	2	4	6	8	10	12	2	4	6	8	10	12
Daylight		1	3	5 A.M.	7	9	11	NOON	3	5	7 P.M.	9	11	1
Fri.	31													

Did you ever try eating just one salted peanut?

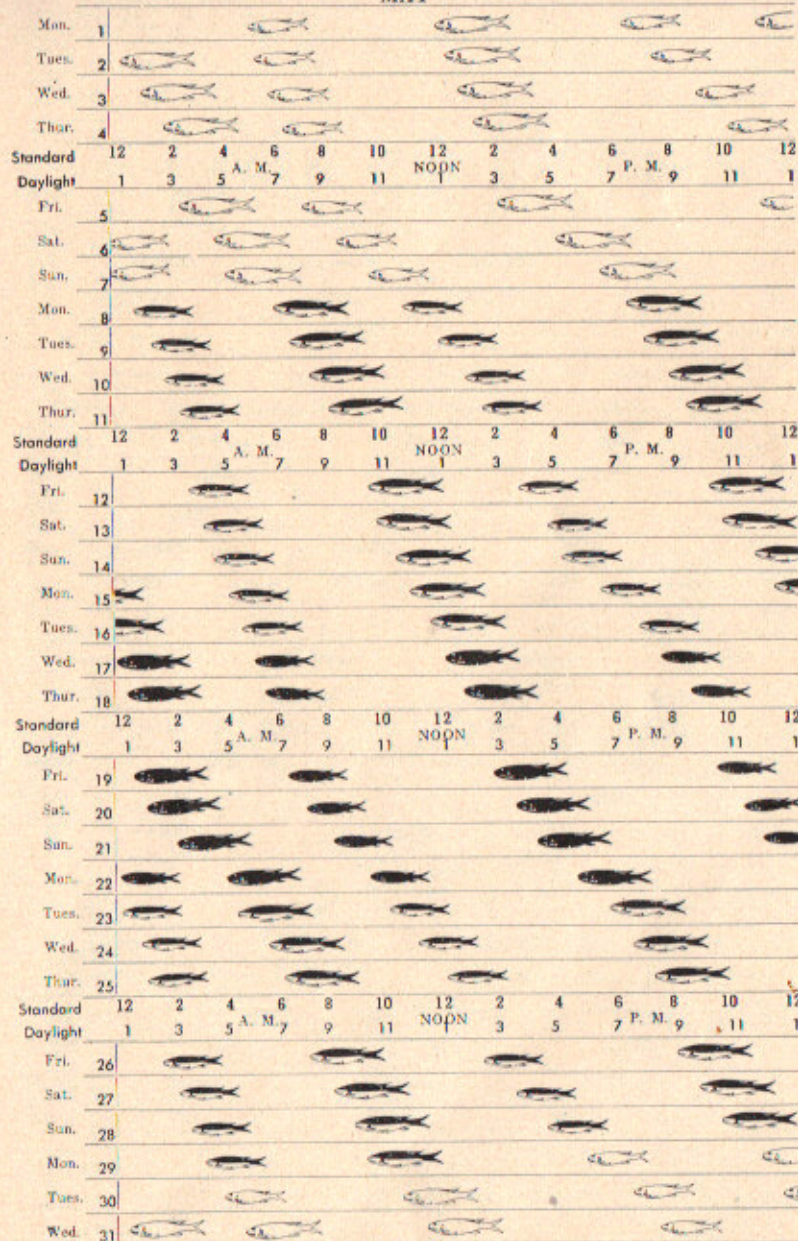
Girls and Golfers go around in as little as possible.

APRIL




We love to stump the experts.

MAY




The best way to rise to heights is to stay on the level.

JUNE




Backbone is developed by mental attitude, not physical capacity.

JULY



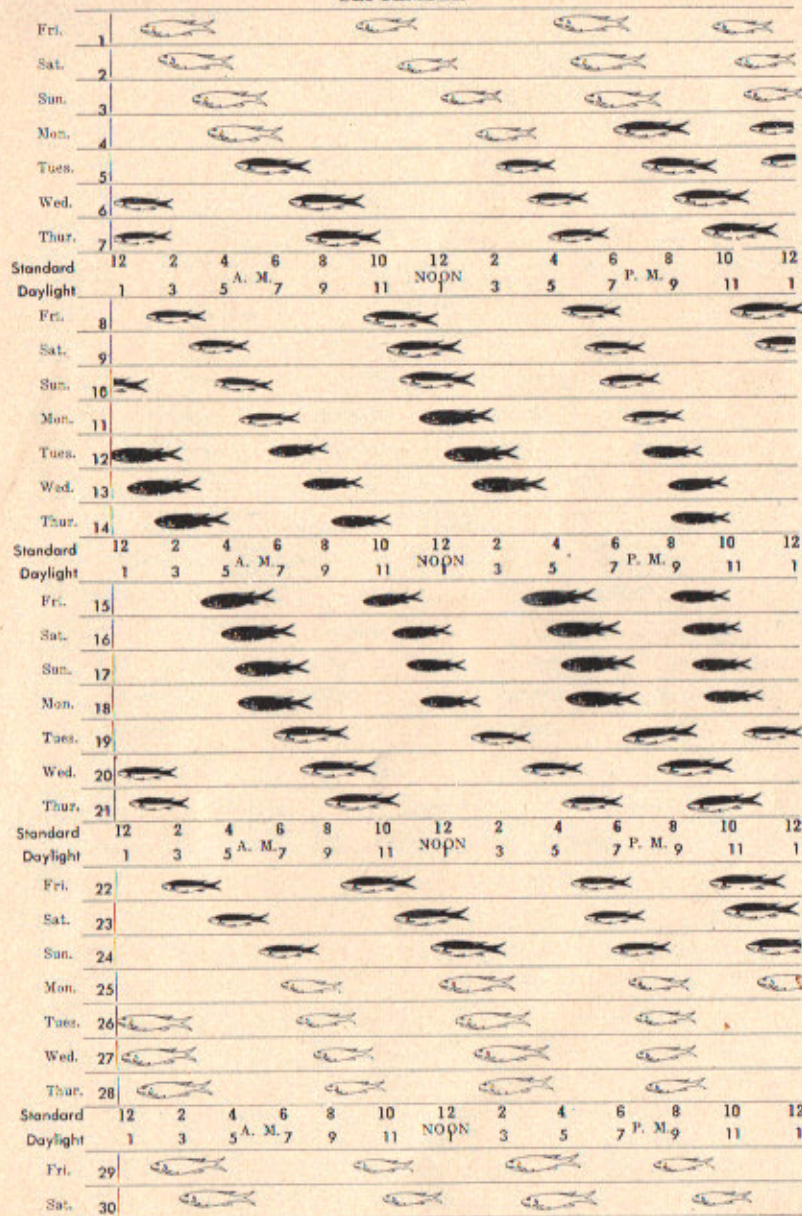
We choose, not what will happen to us, but what we do when it happens.

### AUGUST



An expert is a man with his ignorance well organized.

### SEPTEMBER

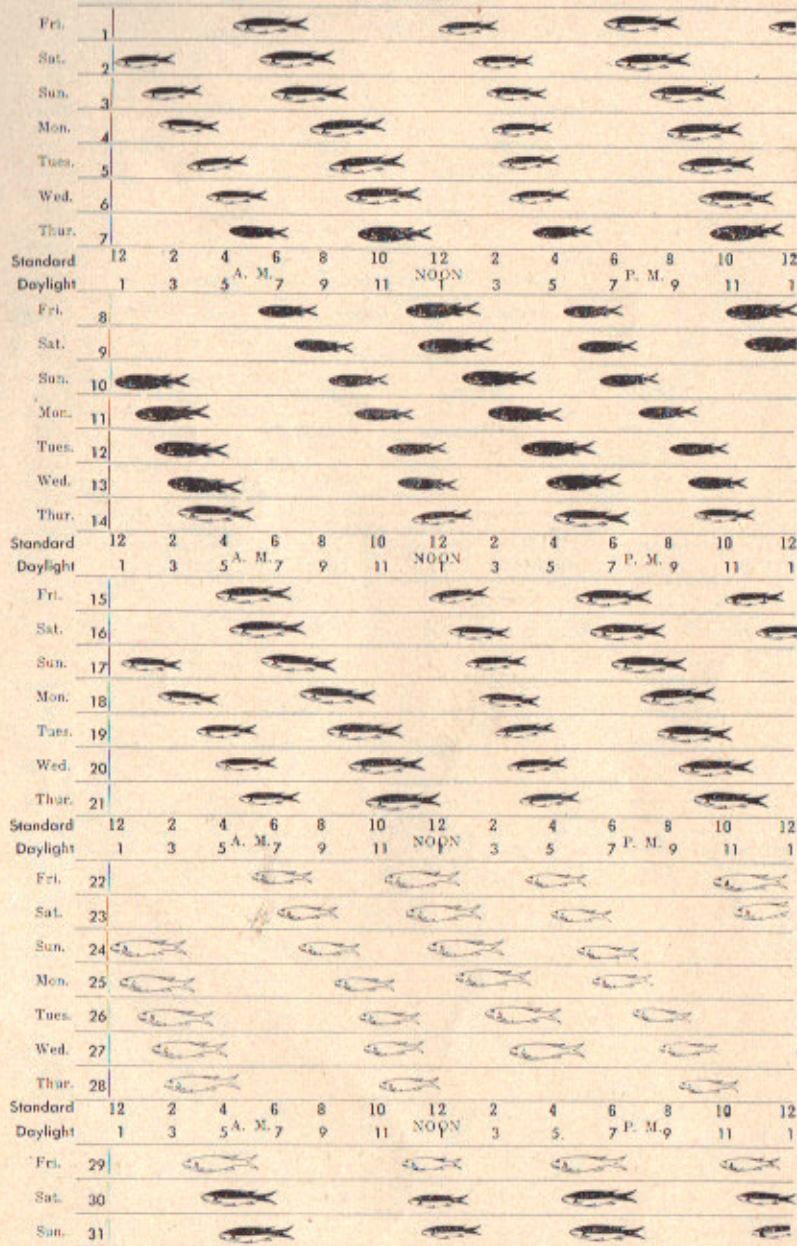


He who blushes is not quite a brute.





DECEMBER



No two people are alike and both are glad of it.

# The Beginning Fisherman's Guide

What to do and what not to do when FISHING.

A review of common mistakes most often made by beginners. What to do about avoiding such troublemakers.

## 1. FAILURE TO SET THE HOOK.



(FIGURE 1)



FAILURE TO SET THE HOOK

Beginners are always afraid of losing their fish. They pull gently for fear of pulling the hook from the fish's mouth. As a result, they pull the hook out of the mouth of the fish and he escapes. Set the HOOK. A short, firm jerk on a tight line will bury the barb of the hook in the flesh of the fish and it cannot be spit out. Sometimes it is necessary to set the hook two or three times.

## 2. WADING WHEN YOU SHOULD BE FISHING AND FISHING WHEN YOU SHOULD BE WADING.

Learning to know where to find fish in a stream takes practice, but many stream fishermen spoil their chances of getting meat in the creel by wading through the best fishing waters and passing up all the good holes, swirls, brush breaks and eddies. Where the waters flow unmolestedly is not the best place to fish.

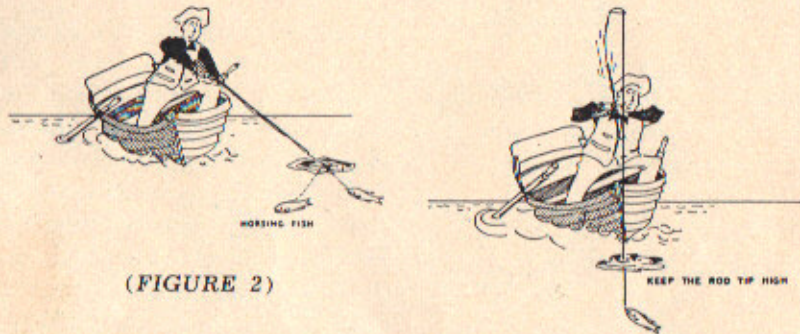
## 3. KEEP THE ROD TIP HIGH. (See Figure 2, Next Page).

In order to play the fight of the fish so he cannot jerk against something solid, make him play the whip of your rod. To do this you must keep the rod tip pointing up. You will have trouble doing this with large fish as they will bend the rod . . . so more properly we should say 'keep the rod handle pointing up' and let the fish bend the rod. This helps to keep the line tight.

There is nothing like a cross draft to make a man change his habits.

#### 4. HORSING THE FISH.

More fish are lost from hooks by the angler getting in a hurry to get the fish boated or beached than from any other cause. Putting on too much pressure tends to lower the rod tip, thus giving the fish a solid resistance which he wants so he can tear out the hooks. Let the fish play himself out by fighting the whip of the rod, then when he turns on his side, net him.



#### 5. KEEP A TIGHT LINE.


Fish are often so hooked that if the line goes slack for an instant they can free themselves of the hook. To avoid a slack line, gather in all free line at the strike, before setting the hook, then raise the rod tip. If the fish is large he may run and force you to give line. If he does, play out line against the pressure of your thumb on the spool, keeping some pressure on the rod at all times. When he stops, be ready to reel in, as he may turn and start for the boat or toward you, if you are wading.

#### 6. FISHING TOO FAST.

It is the inborn nature of fishermen to want to get the next cast out as soon as possible so they reel this one in fast. Why the next cast should be better than this one is a mystery. Most plugs travel more shallow than you think, fish rise to them from below and usually rise much more slowly than you think. Take your time. When a plug or fly hits the water, let it come to rest a few seconds before starting the retrieve. Experts say half the casts, fished half as fast would net twice the fish.

An old man chasing a young girl is like a dog chasing a car, what would he do with it if he caught it?

#### 7. LIFTING THE FISH FROM THE WATER BY THE HOOK.



If a fish is worth catching and you want to keep it, it is worth netting or gaffing. Most fish nets are too shallow, get one with plenty of belly. Gaffs are made with a sharp point and should be used only on large fish. Net your fish head first and lead them to the net when played out. Gaff your fish with the handle next to the boat and the point out. Come up under the fish sharply and keep on coming until the fish is in the boat.

#### 8. USING ONLY ONE BAIT.

Everyone has his favorite plug or fly, and he uses it whenever he can. The wise fisherman, however, has a number of good baits which he is willing to try. Different plugs are good for different parts of the day, as are flies. Cloudy days call for different colors of plugs from sunny days. One plug may work for one period and be out of the running the next. A variety of plugs, all tried at different times will net the most fish.

#### 9. FISH AT DIFFERENT SPEEDS . . . CHANGE YOUR PACE.

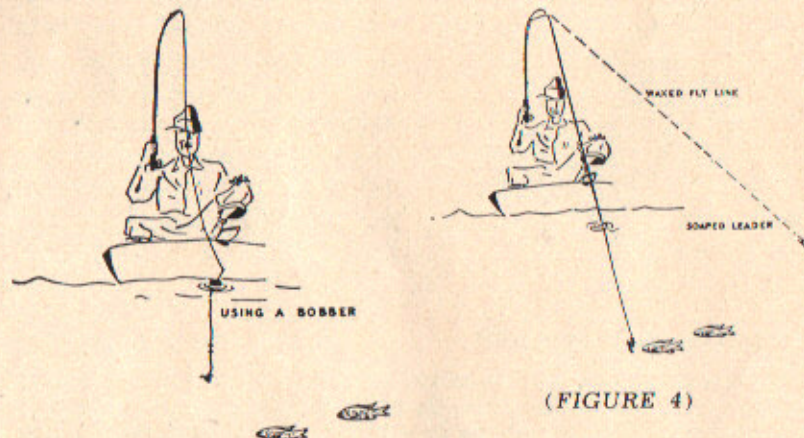
Slow fishing usually is best, but there are times when a plug must be fished fast. At one time a quiet retrieve is essential; other times the more disturbance the better. Hank's Spinners on a cane pole, swished back and forth across the surface in front of the Lily Pads, are often the only baits that will bring bass out of hiding.

To a diplomat, yes means maybe, maybe means no and if he says NO, he's no diplomat.

To a lady no means maybe, maybe means yes and if she says YES, she's no lady.

## 10. FISHING TOO SHALLOW.

Most fish food consists of insects and crustaceae which live on the bottom of stream, lake or pond. Fish feed deeper than most people think. If you are using live bait, fish near the bottom. With artificial bait, fish near weedy shores or at the depth where the water temperature is to their liking. In general, the use of a bobber keeps the bait too far above the fish to attract them. Take off the bobber and weight, let the bait sink naturally to the weeds or bottom. This will usually locate the depth of the fish and as a practice, will catch more fish than using a bobber.



## 11. FISHING ONLY THE EASY SPOTS.

The spots most accessible are usually the ones over-fished and are therefore least productive. Fish the spots hardest to get at if you want a full creel.

## 12. FISHING IN ONLY ONE WAY.

Most fishermen are either bait fishermen, plug casters, spin fishermen, or fly fishermen and seldom more than two of the four. If you want to get the maximum pleasure out of fishing, be the master of one and good at all four. Each kind of fishing has its place and special pleasures.

## 13. Learning to Troll.

Trolling with a motor is forbidden in some states, but whether you troll with a motor or by rowing, it is often the most productive method of fishing. Lake trout fishing, or fishing deep for most fish requires the use of trolling as one method of fishing.

When I pray, it is to be spared from the wiles of women.

## 14. DON'T TRY TO CAST TOO FAR.

The average plug caster will cast about 40 to 50 feet. This is usually as far as one ever needs to cast. It is an exceptional caster who can lay out a plug more than 75 to 80 feet. If you doubt this, step off 25 big steps and see how far it is. Short casts are more easily controlled, more accurate and are generally as productive as long casts.

## 15. FISH THE GOOD FISHING PERIODS.

Mornings and evenings are the natural feeding times for fish. The other major and minor fishing periods are outlined in this book. Many people tire themselves out by fishing most of the day and quit just before they should be starting. Study the schedule and follow it. Plan your vacation during the dark of the moon for best results. Commercial fishermen seldom leave the dock during the 8 days of the light of the moon.

## 16. DON'T BEAT ON THE BOAT.

Fish cannot hear you talk in a normal tone of voice, but they can hear noises when you open your tackle box in the bottom of the boat with a bang or knocking out your pipe on the side of the boat. It is these boat noises that send vibrations to the sensitive median line of the fish and scares him away.

## 17. CASTING TO THE BANK ONLY.

There are fish all over the lake and not just at the shore. To confine your casting to the shore means you are missing many of the good fishing spots. Shore casting is productive when shallow running plugs or dry flies are all you use, but if your fishing technique is adaptable, you will learn to use heavier plugs and send them down deep. This is especially true in the hot summer months.

## 18. DON'T USE HOOKS THAT ARE TOO LARGE.

One common failing of beginners is to use hooks that are far too large. Small hooks catch more fish as they are harder to see and can be more completely covered with bait.

## 19. NOT USING A LEADER OF SUFFICIENT LENGTH.

The longer and finer the leader, the more fish you will catch, everything being equal. Soap your leader so that it will sink. Floating leaders cast a large shadow from the surface down.

Prosperity goes either to your head or waist or both.

**20. MISSING THE GOOD NIGHT FISHING PERIODS FOR NEED OF A GOOD LIGHT.**

It is the untangling of back-lashes that discourages people from night fishing. The night periods are often the most productive. Order your Delta Power Light from The Old Fisherman. Complete \$5.45.


**21. DON'T USE HEAVY TACKLE FOR A LIGHT FISHING JOB**

The better fisherman you become, the lighter will be your tackle. The expert uses a very light line and a reel to match. Heavy, off-balanced tackle will discourage even the most ardent beginner. Start right with good standard equipment.

**22. DON'T BE A GAME HOG.**

Limits are set on most fish to protect the other fellow's fishing rights as well as your own, but nature sets her own balance and your catch should be well within her bounty.

**23. LEARN TO CAST OVERHAND.**



Side arm casting is the mark of a novice and is dangerous. Cast overhand, with the reel handles up and let the rod and your wrist do most of the work.

If you are naturally kind, you attract a lot of people you don't like.

**24. LEARN HOW TO CARE FOR FISH ONCE CAUGHT.**

Water is the worst enemy of dead fish. If you would keep your fish fresh do one of three things.

1. Wrap them in moss and hang well off the ground where the air can circulate about them.
2. Keep them alive by sinking them into cool water on a stringer.
3. Sun bake them dry and keep them dry in the shade.

Of course they can be cleaned and refrigerated, but this cannot always be done.

**25. KNOW HOW TO TELL IF FISH ARE FRESH.**

When fish are fresh the gills are red. If the blood is gone from the gills and they have turned white, you had better use caution. When the flesh is firm, fish are usually fresh. If they become soft don't eat them. Two ways of preparing fish to make them most delicious are to broil them or boil them. Boiled fish are not as fishy and you can eat them over a longer period of time than when prepared in any other way.

**DOG MINERAL MIX**

**Calcium—Phosphorus and Vitamin D  
Mineral Blend for Bred Bitches and Puppies.**

The formation of sound bones and teeth of all animals depends on the minerals, calcium and phosphorus. The use of these minerals is dependent on vitamin D.

Proper balance of both calcium and phosphorus with vitamin D is essential to the assimilation of these minerals. In this blend we have combined only the best, calcium gluconate dicalcium phosphate and vitamin D in corn oil, to keep it from getting dusty.

**One pound bottle . . \$1.00      5 lb. . . \$3.00**

**APF SUPPLEMENTS for DOGS and CATS**

The newest of the vitamins is the APF vitamin complex. It includes vitamin B-12, the anti-pernicious-anemia factor and other vitamins or vitamin-like materials as yet unidentified, but known to exist.

APF Vitamin Concentrates are needed by all animals for many of their vital body functions. They help smooth the hair coat and add to the general health of the dog.


¼ teaspoon per day is sufficient for dogs and cats, to supply them with the needed APF vitamins.

**One pound . . \$1.00      5 lb. . . \$4.00      100 lb. . . \$50.00**

A girl in the mind is more dangerous than a girl in the lap.


## THE FISH GRIPPER

Fishermen are full of IDEAS, so it is a wonder that someone hadn't invented this device before. How many times have you cleaned fish and wished there was some way of holding them, especially small bluegills and catfish.



This shows The FISH GRIPPER holding the tail of a small bluegill while the cleaner scales it. Note how easy cleaning fish is with one of these GRIPPERS. No more sore hands here caused by fin barbs sticking the operator. When the fish is scaled, place the lower jaw in the GRIPPER, cut out the dorsal fin and open the fish from the back to complete the cleaning job.

er jaw in the GRIPPER, cut out the dorsal fin and open the fish from the back to complete the cleaning job.



Skinner catfish has always been a slick job, but it is a lot simpler with a FISH GRIPPER. Place the lower jaw under the GRIPPER teeth and go to work. Your fish holds still for you.

The gripper is easily mounted on a small board, a table, stump, or right on the boat. It holds the fish in any position you desire to make scaling or skinning easier. It is made of good steel and is easily operated. Mounting takes only as long as it takes you to sink two screws. Includes handy scaler.

List Price . . . . . \$1.50

Send All Orders to

**THE OLD FISHERMAN**

MARION, INDIANA

Dealer inquiries to B & W Manufacturing Company  
Hartford City, Indiana

## OLD FISHING LEGENDS WHICH MERIT REPEATING

When the WIND is in the EAST . . . That's when FISHING is the Least

When the WIND is in the WEST . . . That's when FISHING is the Best

When the WIND is in the SOUTH . . . It Blows the Bait in the Fish's Mouth.

When the WIND is in the NORTH . . . No Fisherman Goes Forth.

Rainbow in the Morning . . . Sailor Take Warning (It is Going to Storm)

Rainbow Near Night is the Sailor's Delight (Good Fishing Weather Ahead)

When the Cock Crows at Dawn the Day will be Fair,  
But his crowing at Evening is the Sailor's Despair.

No Morning Dew . . . No Fish for You.

Evening Red and Morning Gray Starts a Traveler on His Way.  
(Fishing)

Evening Gray and Morning Red, Rain will Pour Upon His Head.

When the Boat is Gently Slapped with Waves  
Fishing is Better than on Calm, Quiet Days.

All these are weather signs indicating a rising or falling barometer and a change in general weather conditions. Since fish bite best on a rising barometer and least before a storm, which is always preceded by a low barometer, these have merit, and are easily remembered.

The direction of the wind indicates high and low pressure areas. The wind travels CLOCKWISE about a high pressure area and COUNTERCLOCKWISE about a low. The resulting wind direction is an indication of air pressures.


A Barometer is a must for fishermen. You can buy them at your tackle store. In this BIBLE I have attempted to offer you exclusives on very useful items which cannot be secured anywhere else.

Work tires a woman, but it ruins a man.

## Light-Touch Rods—Serf Boards


### RODS for JUNIOR and for ICE FISHING

Hand made by an expert, of SPLIT BAMBOO FLY TIPS and hand lathed handles. They are delicate of touch and supreme in action. They give you all the thrill of a fly rod, yet they weigh only an ounce.



**LIGHT-TOUCH DeLuxe**—A Rod Junior Can Handle Easily. A reel of excellent workmanship that will never wear out. Small boys can learn to cast easily with this combination. Five hand wrapped guides, of silk thread, beautifully painted, give parabolic action to the rod. Women like it for its weight and action. Men like it for casting spinning lures or flies in narrow streams. It has the touch you need when ICE FISHING. Reel holds 100 yards of 3 pound leader. Rod and Reel-----\$4.75  
Reel Only-----\$1.50

**LIGHT-TOUCH ICE ROD**—Split Bamboo Fly Tip Rod with 4 plastic cast guides and a bracket for holding the extra line. It is an answer to the Ice Fisherman's Prayer. Price -----\$2.75



**SERF BOARD**—Beautifully Designed and Painted. Made of  $\frac{3}{4}$  inch Marine Plywood, 2 feet wide by 6 feet long. Foot grippers are skid proof, rubber lift heels allow it to stand without skidding or scratching. This is really a master piece of hand made craft. With The OLD FISHERMAN'S SERF BOARD you can easily learn to ride the waves behind a fast or slow motor. There is a thrill in every second on a serf board. Three control holes for fast, medium and slow speeds. List Price -----\$19.50

## I KNOW I AM ALIVE

- When I can feel the pressure of the water against my waders.  
 When I listen to the symphony of falling or fast running waters.  
 When I am in another world, away from man on some tree lined stream.  
 When I am alone in a woods or beside some stream, livin' with myself.  
 When my son goes hunting or fishing with me.  
 When I see something in nature for the first time. (This fall I sat beside a tree "Squirrel Hunting", and a flying squirrel and her young landed on the trunk beside me).  
 When I eat Mushrooms I have found, Fish I have caught or Game I have shot.  
 When I watch a seed germinate or a rose-bud unfurl.  
 When I sit and smoke my pipe before an open campfire.  
 When I make an extra good cast or an extra clean kill.  
 When a covey of quail flushes at my feet.  
 When I plant a tree.

The Old Man Plants a Tree, with Pain Now Does He Bend to Spread Its Roots, Yet He, . . . Nor Any of His Age Shall Live to Spend One Single Hour Beneath Its Shade, or Eat the Fruit That is To Be, for Soon He Shall Be Subject to the Spade. Yet Graciously, the Old Man Plants a Tree.

- When I am Welcomed Home by a Friendly Dog.  
 When I Fish with Men I Like, Men Who Want to be Known For What They Are. (I can give a man no better recommendation than to say of him, "He is the Kind of a Fellow I Like to Go Fishing With.")  
 When I Shake the Hand and Enjoy the Smile of a Friend.  
 When My Son Says Grace at Our Dinner Table.  
 When My Wife Smiles at Me.  
 When There is Peace in My Heart.  
 No Man Ever Committed a Major Crime Who, Smoked a Pipe, Liked to Fish, and Owned a Dog.

## CLIP-ON SPINNER



When they bite slow, slip a CLIP-ON SPINNER on your line. It attracts fish from distances. A row of them above your lure when trolling is very attractive. They are YELLOW and reflect light great distances in the water. The spinner is simply a grooved plastic triangle, with holes which hold it in position on the line. It acts as a keel and is excellent for still fishing or trolling.

Envelop of 25  
CLIP-ON SPINNERS -----\$0.50

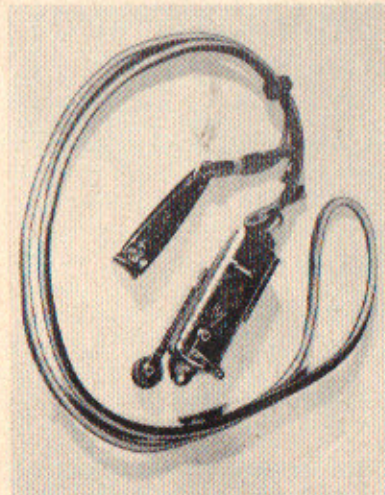
## TROLLING WEIGHTS



I told our production manager I wanted a weight the size and shape of an eversharp pencil, with a hole in each end. He made it and I like it. It weighs 1/5 lb. and they can be attached end to end to eliminate water drag and still get your bait down. They do not lodge easily, and when they do they come free easily.

TROLLING WEIGHTS  
35c each, 3 for-----\$1.00

## SPORTSMAN'S LANYARD



Made of good rawhide boot lace, the SPORTSMAN'S LANYARD fits around the neck to keep the essentials handy, such as Cigarette Lighter, Nail Clip to cut leader material and trim flies, (These are included on your lanyard). It also comes equipped with a split ring for such paraphernalia as Dog Whistle, Pipe, Pen Knife, Fly Box, Tobacco Pouch, Bait Box, Keys, and items you want in handy reach.

Lighter, Nail Clip and  
Lacing.... Price 1.25

## SPINNING

### A New Kind Of Fishing You'll Like

Spinning is sweeping the country from EAST to WEST.

It is sort of a cross between Fly Fishing and Plug Casting, still it is different . . . and completely new. The rod has the light limber action of a fly rod. The reel is a queer looking contraption, resembling a coffee grinder, but once you learn to use it you wouldn't be without it.

The lures are the small attractive kind that really look like the minnows that fish go for. They only weigh about 1/4 ounce compared to the conventional 3/8 ounce casting plug.

The line is the size of a thread and spinning is sometimes called Thread Fishing. Test weight of spinning lines vary from 2 pound test to 15 pound test. The braided nylon of 7.5 pound test seems to fit the needs of the average fisherman. The line I use most is the 7.5 pound braided nylon and the spool on most reels will hold nearly 150 yards.

The principle of spinning, the way it differs from fly or plug casting, is that the line strips off the end of a stationary spool. The spool does not turn.

Spinning has certain definite advantages. Here are a few:

1. You cannot get a backlash. The bait pulls off only the required amount of line.
2. The lures are smaller and more attractive.
3. You can get more distance once you have the knack of casting.
4. It is easy to learn to cast. If you don't start out trying to get too much distance, it is easy.
5. The rod has the same kind of play and whip that a fly rod has, still it has more backbone. It is fun to play a fish on a spinning rod.
6. You don't have to change hands. Most reels wind in with the left hand.
7. The line is less conspicuous, being small.
8. It is less fatiguing. You can cast all day without tiring.

Its chief disadvantage lies in the new caster rather than the equipment. If you are a good plug caster you are apt to try to use the same action with a spinning rod you use with a casting rod. In this case you must learn to cast all over again . . . taking it easy and not trying to get too much distance at the start.

### Learning To Use A Spin Casting Outfit

There are several spinning reels on the market. Some are naturally better than others. All have their advantages



and disadvantages. For best results and the optimum of satisfaction it is best to use a spinning rod with any one of them. The rod may be metal or bamboo. It should be 7.5 to 8.5 feet long and should have plenty of whip . . . and plenty of backbone.

The reel should be seated on the rod about midway of the cork handle for  $\frac{1}{4}$  ounce lures and nearer the end for heavier baits. Conversely, it should be farther from the end for lighter lures. It is possible to cast a heavy fly with a spinning outfit.

Grasping the cork with the index finger above the reel handle arm and the remainder of the fingers below, catch the line in the index finger. Start the cast with the rod a little above horizontal . . . about 10:00 o'clock. Bring the arm and rod up not too sharply until the rod tip reaches 12:00 or vertical. Then with a quick forward wrist action and a slight arm action, cast the bait forward and slightly upward. Release the line from the finger or release the hand brake just as the bait is in its most rapid motion.

Releasing the line at the proper time and not trying to cast too far are the secrets of learning to spin cast. It does not take a lot of force to cast the small baits, especially if they have their weight concentrated as do the SPIN JEWELS. Most plug casters have a tendency to release the line too quickly and the bait goes too high, not getting distance.

In spin casting, easy does it. Don't try to kill it, just cast it as if you knew the bait would get distance and it will. If you try too hard the bait will strike the ground about twenty feet in front of you, as you experienced in learning to cast a plug.

Spin Jewel baits were made because there were no good spinning lures on the market. It was necessary to make a bait that was small, yet heavy enough to cast easily. The bait must ridehook-up in the water to make it weedless. For stream fishing it was necessary to have a bait that you could cast out and let it settle to the bottom, working it off the bottom across holes where trout and walleyes hide.


After getting the bait to do a job for me, the rest was a matter of production and proof. The SPIN JEWEL NO. 2 is, in my opinion, the best spinning bait ever made. It is especially productive on bass and rainbow trout. It will attract and hook bluegills, crappies, walleyes and most all game fish that feed on minnows.

These baits are so made that they protect the feathers or hair from being torn out or worn off by the fish. They are excellent for jigging in deep holes or spatting into the weeds with a cane pole.

## Tricks Of Spinning

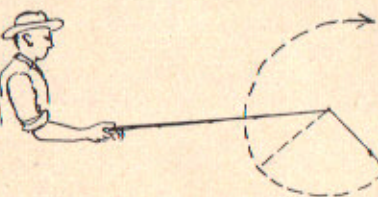
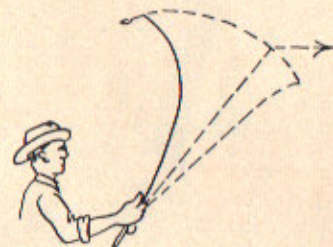
Fishing a wood, bush or weed-lined shore of a stream is easier with a spinning outfit, as shown in figures 1, 2, and 4.

When fishing a brush-lined bank you can cast your lure or bait up stream or down by pushing your rod through the brush and casting. Merely circle the bait about the end of the rod and release the line at the proper time. With practice you can learn to cast 100 feet in this way.



Casting across the stream through a narrow opening is easy with the Bow and Arrow shot. It is surprising how far a lure will carry when there is no reel to turn and no drag on the line. It is also surprising how little room is needed to make this shot.

Casting a Spinning Outfit can be easy IF you take it easy. You don't have to use a lot of ARM action or put a lot of force back of the cast. Neither does the lure require the back cast to travel as far as with plug casting tackle. Hold the little, light rod loosely, catch the line with the fore finger, flip the lure back lazily and not too far . . . then with the wrist put on the pressure and follow through most of the cast before releasing the line from the finger. There is an art in spinning, just as there is in fly casting. You love it.



For fishing across stream, through the bank brush, you can send the bait quite a distance by circling the lure away from you then back to you. This lets you reach the spots seldom fished by other anglers.


There are several Spinning Outfits on the market. Ask your dealer to show them to you.

# POCKET SIZE RAIN CAPE

**\$1.00**

**Absolutely Water Proof**

This picture shows a used rain cape refolded and placed back in part of its container.



Pocket size,  $\frac{5}{8}$  by  $3\frac{3}{4}$  by 7 inches. For **Emergency** use in case of sudden shower. One in your tackle box, your golf bag or to take to football games will keep you dry and protect you from the wind.

Excellent ground cloth for campers. The upper is transparent. They are big enough to cover the largest people easily and long enough to cover you like a rain coat.

Get yours by sending \$1.00 to  
The Old Fisherman, Box 81, Marion, Indiana

## FLY FISHERMAN

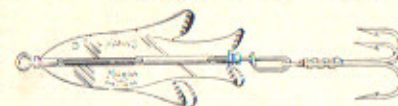


... This is the answer to the problem of how to carry flies. Fastens to hat brim or jacket with safety catch pin. Weighs only  $\frac{1}{2}$  ounce. Holds

10 flies. Also holds small plugs or spinning lures. They are held securely, yet are easily attached or removed. Rust proof—dries flies naturally. Women are especially fond of it, since they have no hat brim to carry flies.

**Order Today—HANK'S FLY CLIP.....\$1.00**

## HANK'S SPINNING SPINNER



**THEY REALLY SPIN**

Three sizes — No. 1. 3 inches,  $\frac{1}{8}$ ...ounce, \$0.50  
No. 2. 4 inches,  $\frac{3}{16}$ ...ounce, \$0.65  
No. 3. 5 inches,  $\frac{1}{8}$ ...ounce, \$0.75

Use as a spinning lure, on a cane pole or cast as a plug. Its spinning action gives it attraction. Rust proof. Here is a lure for everything from crappie to muskie.

## KEY HOLDER



At last, a **KEY HOLDER** that works. The clamp holds tight to your belt and a spring system prevents the key ring from slipping off, yet keys are easily mounted and removed. Fly fishermen who wade have a key problem as do boat fishermen. Solve that problem with a ...

**MASTER KEY CLIP**

**50c**

**OLD FISHERMAN'S BAIT CO.**

**MARION, INDIANA**

# Spinning Lures

(SPIN JEWELS — A JEWEL IN ANY TACKLE BOX)

Small—Weedless—Heavy—Super Attractive to the Fish

The only Complete line of baits made for SPIN Casting — Proven Fish Getters

They ALL Ride Hook Up In The Water



**SPIN JEWEL No. 0**— $\frac{1}{4}$  oz. 2 in. long.  
The greatest little spinning bait ever made. Small—heavy—casts easy and far—dances—dives and wiggles. For Silver Bass, Rainbow Trout, Black Bass, Crappies and Bluegills. 3 colors—red, yellow and white. **List Price 65¢**

**SPIN JEWEL No. 1**— $\frac{1}{4}$  oz. 2 in. long.  
The same great bait as Spin Jewel No. 0 . . . PLUS . . . Jeweled Eyes of red or green. This bait is really ATTRACTIVE . . . and boy, is it a fish killer.  
Colors same as No. 0. With jeweled eyes. **List Price 75¢**

**SPIN JEWEL No. 2**— $\frac{1}{4}$  oz. 2 in. long.  
This spin jewel is NEW. Its large head gives it perfect balance and greatest attraction. **This is it!** It can catch fish where ALL other baits fail. Like Nos. 0 and 1 it can be easily cast long distances, even with your regular rod and reel. Jig it up and down in deep water, troll it slow or fast . . . or cast it out, let it lay on the bottom and jerk it off—that gets them. Colors—red, white or yellow with bright jeweled EYES. **List Price 85¢**

**SPIN SPOON**— $\frac{1}{5}$  oz. 2 in. long.  
Spin Spoon . . . The first and only spoon designed for superior action on a light spinning rod. This stainless steel, high polished spoon is really different. Its action is downright wicked . . . and only, 000 and 00 sizes. **List Price 60¢**

**SPIN JEWEL No. 3**— $\frac{1}{3}$  oz. 3 in. long.  
Our Super Bait . . . A little heavier and larger . . . to go down deeper. You should see Trout and Silver Bass go after this one. Walleyes sure take it. Large enough to cast on light casting tackle. Jig it in deep water, cast it in the weeds, jerk it off the bottom in short jerks. Cast it for Small Mouth Bass, Muskie or Northerns.  
All white—red—yellow and in combinations.  
Without Jeweled Eyes **List Price 65¢**  
WITH Jeweled Eyes **List Price 75¢**

**SPIN DIVAR**— $\frac{1}{2}$  oz.  $4\frac{1}{2}$  inches long.  
For Spin Casting in really deep water. It is just right for plug casting and designed to run deep for trolling. Jig it, watch it dance, or just let it lie on the bottom and jerk it off. It sure goes down deep.  
Colors—yellow with red head. **List Price 75¢**  
All Spinners 10¢ extra.

OLD FISHERMAN'S BAIT CO., Box 81, Marion, Indiana